

All your motion detection needs.



## Wired Grade 2 | wall mount models

A security system is only as good as its ability to detect. Your reputation, your business, your future, and your customers' wellbeing, all depends on making the right choice of motion detection.

Guardall's new range of motion detectors is our highest performing, most reliable, easiest to install range of detectors, ever. Grade 2 wired wall mount detectors offer a choice of 15m PIR, 20m quad PIR or 20m dual technology devices.

### GP15 – 15m PIR


- 15m / 90° volumetric coverage
- Dual element pyro
- Optional PetWise mode
- EN50131-2-2 Grade 2

### GQ20 – 20m Quad PIR

- 20m / 90° volumetric coverage
- Quad element pyro
- Optional PetWise mode
- EN50131-2-2 Grade 2


### GD20 – 20m Dual Tech

- 20m / 85° volumetric coverage
- Quad pyro + K-band microwave
- Dual tech/PetWise/CloakWise modes
- EN50131-2-4 Grade 2



# Outstanding catch performance

Guardall's design team started with the perfect optical geometry for motion sensing, and developed a beautiful minimalist low-profile design that celebrates, rather than hides, it's optical prowess.



**Note:** Coverage patterns differ when in PetWise mode.

Model	Description	Mounting	EN Grade	Compliance	Options	Pyro	Microwave	Range	Coverage	Mounting Height	LED
GP15	15m PIR	Wall	G2	EN50131-2-2	PW	Dual		15m	90°	1.5m-3m	Cyan
GQ20	20m Quad PIR	Wall	G2	EN50131-2-2	PW	Quad		20m	90°	1.5m-3m	Cyan
GD20	20m Quad Dual-Tech PIR	Wall	G2	EN50131-2-4	PW, CW, DT	Quad	•	20m	85°	1.5m-3m	Tri-colour

**Options key:** PW = PetWise mode, CW = CloakWise mode, DT = Dual Technology mode

## Wall and ceiling mounts available


Contact your local distributor for more information.

# Reliability you can depend on

We understand that reliability underpins the fundamental trust in an intrusion alarm system and has developed this range to be our most reliable, most resilient, most robust and most trustworthy range of motion detectors, to date.



Selectable sensitivity




Digital temperature compensation



Active white light rejection



Front-loaded fully sealed electronics



Flexible mounting points



Adjustable terminal block



EN certified selectable pet immunity option

# Install in seconds

Speed up your installations and spend less time installing devices. The series has been designed with the installer in mind and includes a host of installer-friendly features, making it easier to install and commission.

# Applications

Guardall motion detectors excel in a wide variety of professional security applications.



Residential



Retail



Education



Healthcare

